



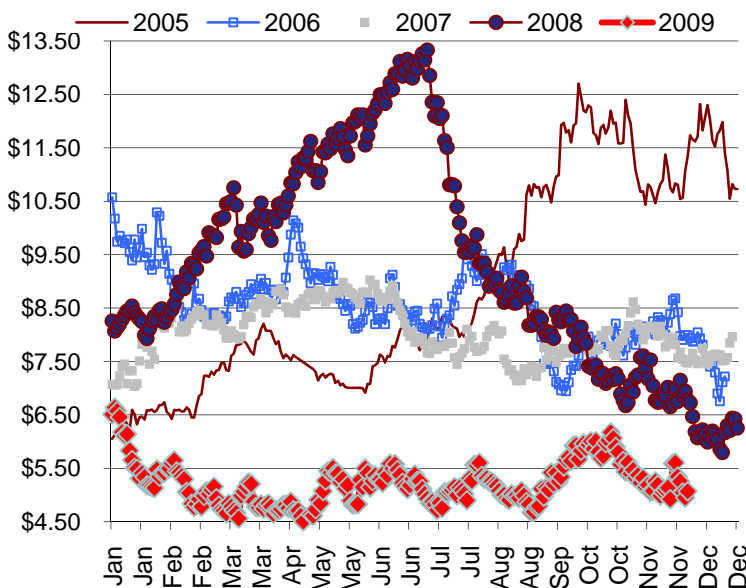
ENERGY LINE

TONY BROWN @ 317.915.0915 or tbrown@team-energy.com

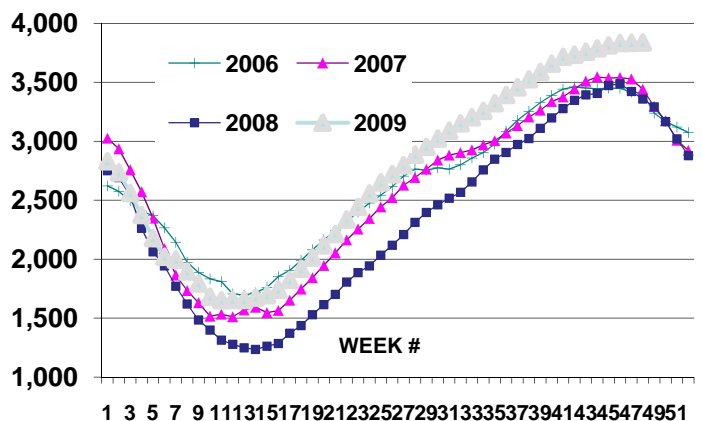
ON THE NYMEX MARKET

The January NG contract was trading at 5 year lows at the close of trading Thursday. After four consecutive days of trading lower a few buyers may have been bargain hunting on Friday pushing prices higher. The Labor Department on Friday released data showing an unexpected decrease in the unemployment rate in November which may have boosted gas prices but you need more than one month to make a trend. Gas traders have closely tracked economic data for signs of a recovery that would boost energy demand. But ample inventories and mixed weather forecasts continue to place downward pressure on gas prices. Meteorologists are predicting a mix of above-normal and below-normal temperatures in the major gas-consuming regions over the next two weeks. The moderate temperatures were expected to limit the demand for gas for heating. We think we could see next winter around \$5.50 toward the end of January.

The NYMEX Strip



Gas in Storage



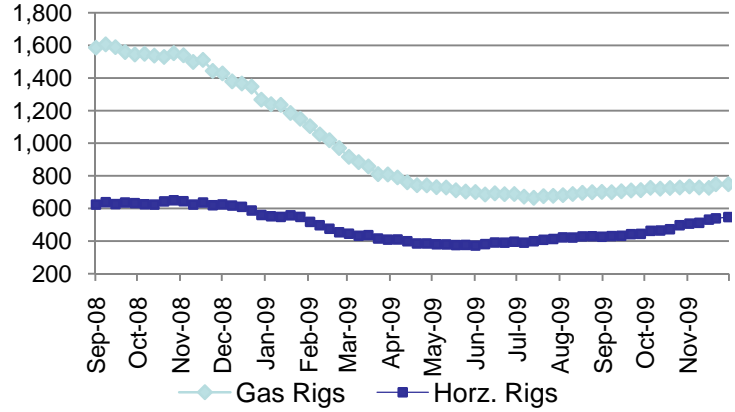
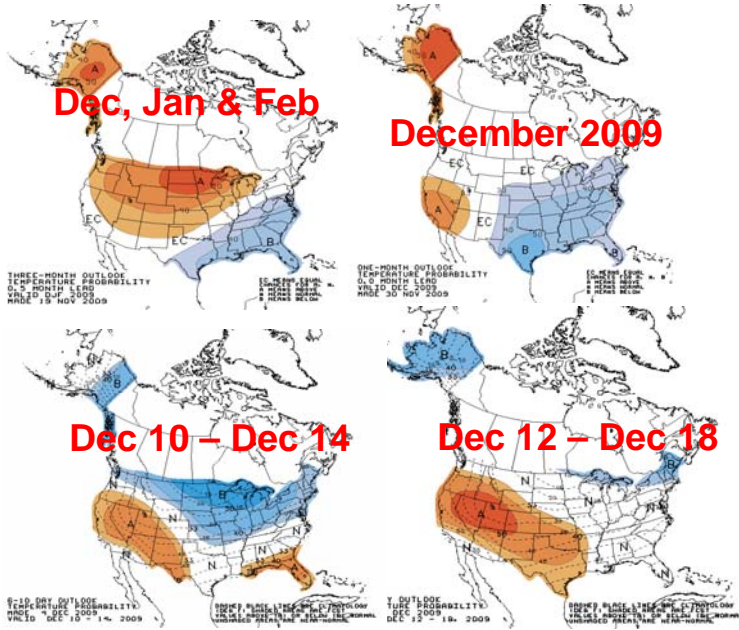
EIA Storage Report week ended 11/27/09

	<u>2009</u>	<u>% Full</u>	<u>2008</u>	<u>2007</u>
Working Gas in Storage	3,837	99%	3,367	3,465

The information shown in this newsletter has been obtained from sources we believe to be reliable but Team Energy, Inc. does not guarantee the accuracy of the information. This information is a resource, but is not a recommendation by Team Energy to purchase or sell natural gas or electricity.

Weather Forecast

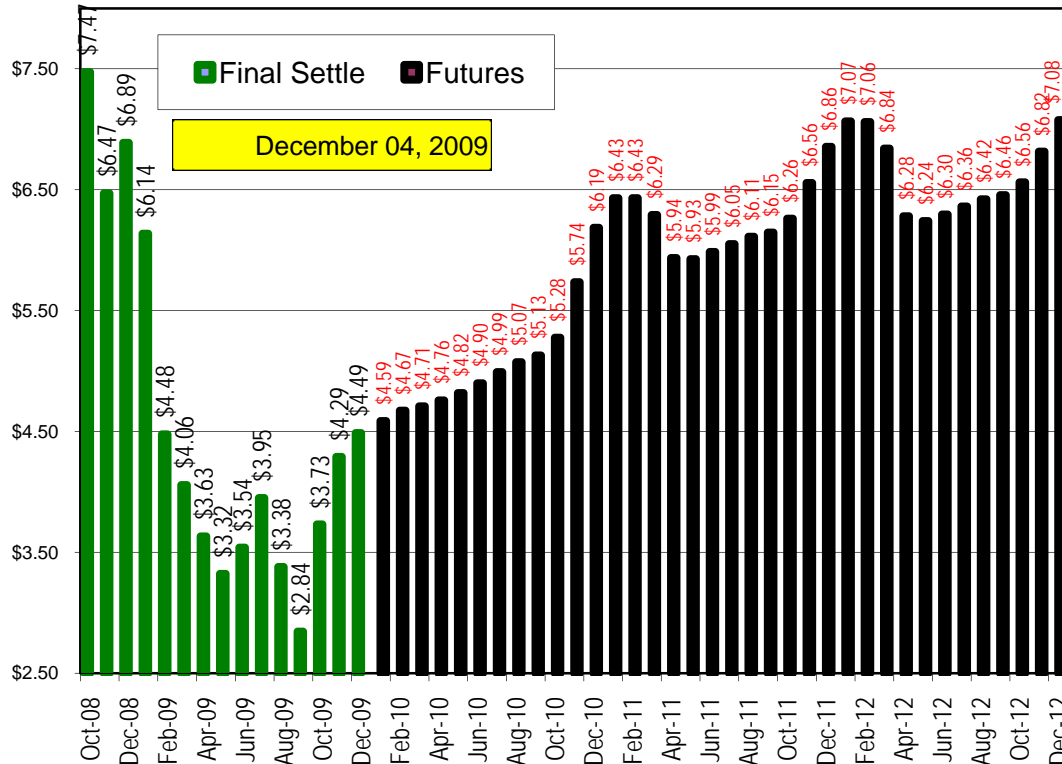
Rig Count



North American natural gas rig count according according to Baker Hughes this week was 748 up 0 from last week. Horizontal rigs reflect the search for natural gas in shale formations. Includes horizontal oil rigs.

NYMEX FUTURES

FACTS



According to a 2008 study by Navigant Consulting the U.S. has 100 years worth of natural gas supply. The chart above highlights the natural gas in shale rock formations.