



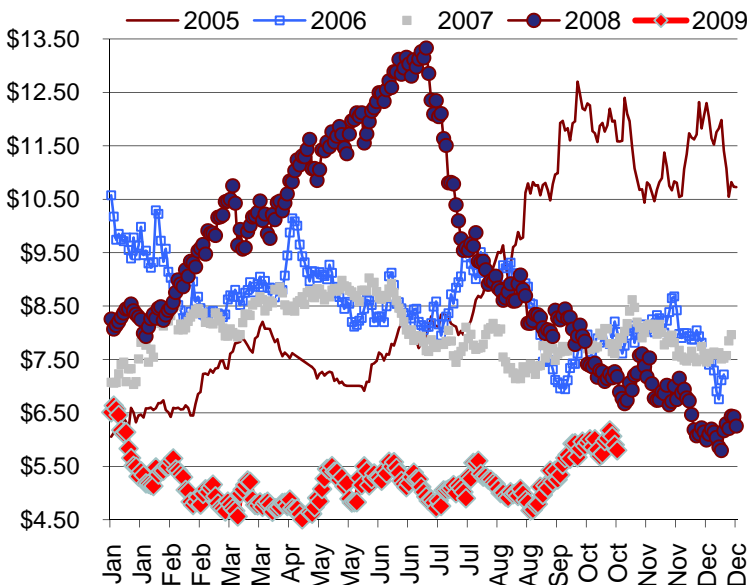
ENERGY LINE

TONY BROWN @ 317.915.0915 or tbrown@team-energy.com

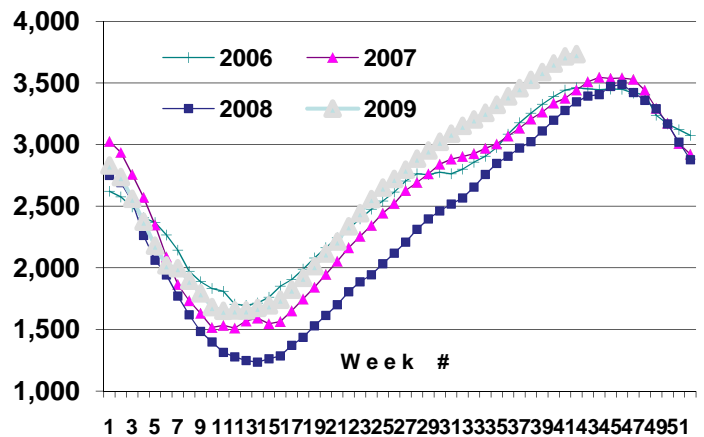
ON THE NYMEX MARKET

November NG contract has been up and down. The battle of cold fall weather pitted against record high storage levels and adequate supply. The cold currently has a slight advantage. Crude oil on the under card closed over \$80. The EIA reported 18 bcf were injected into storage last week were lower than last year and the 5 year average. It is surprising that the market declined on Thursday and Friday after the report given the supply/demand fundamentals and infrastructure constraints. Halliburton, a leading rig supplier, recently estimated that the number of uncompleted wells in North America has grown to 1300-1500, with the largest concentration in the Barnett. (see map on third page) Chesapeake Energy suggested that Barnett production has been artificially depressed. Add in all uncompleted wells and current production is 1-1.5 bcf per day below its potential. U.S average consumption is 63 bcf per day.

The NYMEX Strip



Gas in Storage

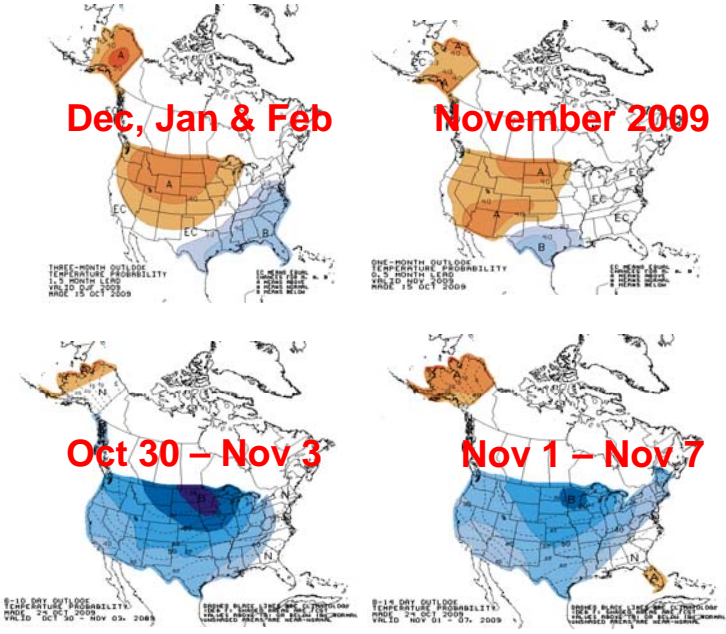


EIA Storage Report week ended 10/16/09

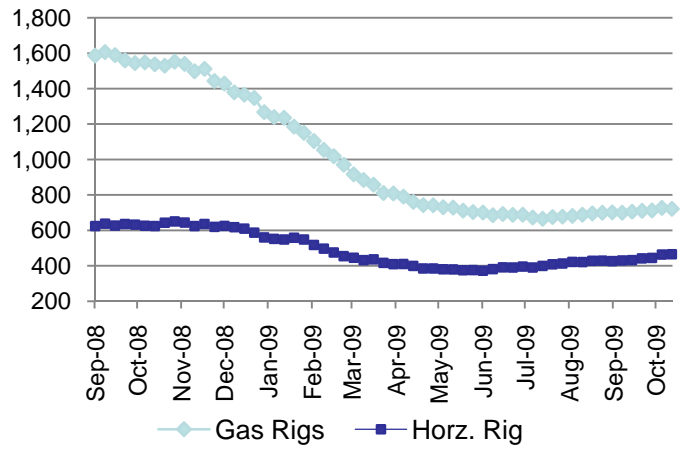
	<u>2009</u>	<u>% Full</u>	<u>2008</u>	<u>2007</u>
Working Gas in Storage	3,734	96%	3,337	3,424

The information shown in this newsletter has been obtained from sources we believe to be reliable but Team Energy, Inc. does not guarantee the accuracy of the information. This information is a resource, but is not a recommendation by Team Energy to purchase or sell natural gas or electricity.

Weather Forecast

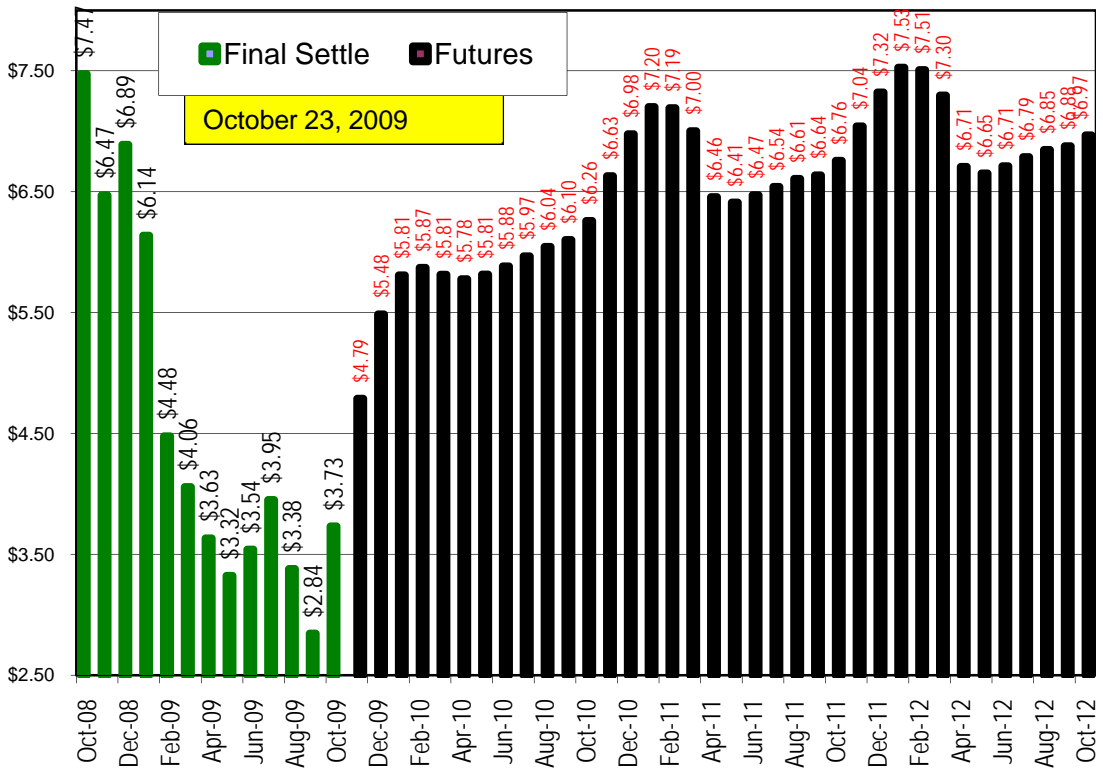


Rig Count



North American natural gas rig count according to Baker Hughes this week was 725 up 4 from last week. Horizontal rigs reflect the search for natural gas in shale formations. Includes horizontal oil rigs.

NYMEX FUTURES



FACTS



According to a 2008 study by Navigant Consulting the U.S. has 100 years worth of natural gas supply. The chart above highlights the natural gas in shale rock formations.

Major US shale basins.

