



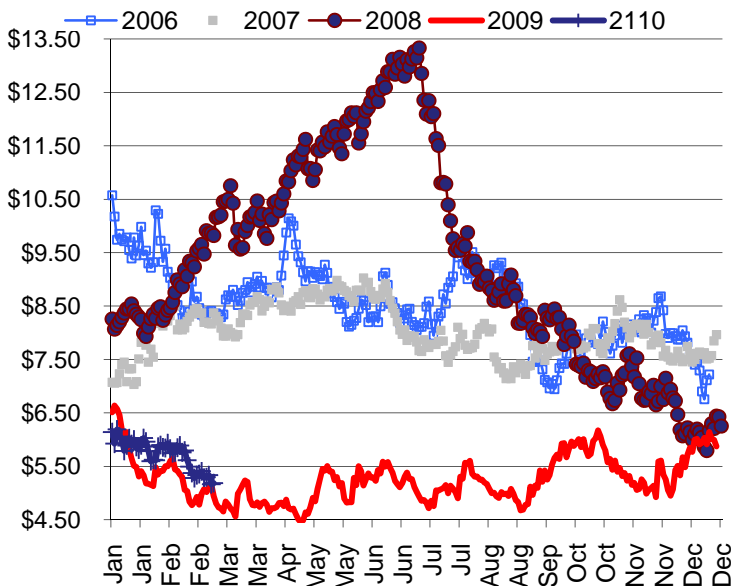
## ENERGY LINE

TONY BROWN @ 317.915.0915 or [tbrown@team-energy.com](mailto:tbrown@team-energy.com)

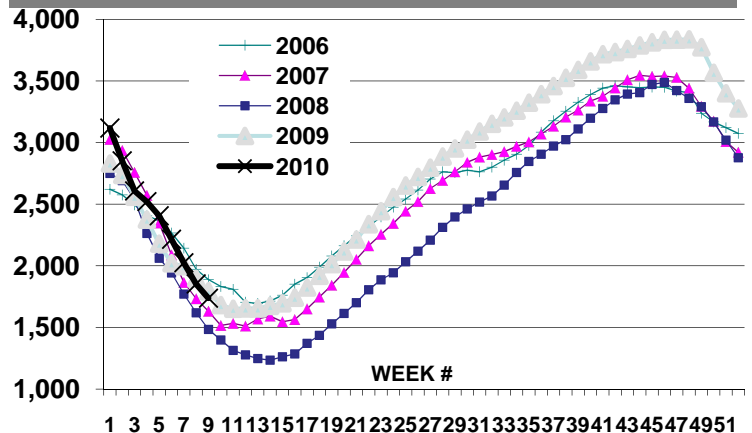
### ON THE NYMEX MARKET

The April NG contract dropped 22 cents last week. More important than last week is that the 12 month average has declined almost one dollar in value since the beginning of the year despite the colder than normal weather. The cold weather turned the record high storage levels at the beginning of the year to an adequate levels. NG rig counts have increased 33 percent since a low in August 2009 and nearly 20 percent in just nine weeks this year. The growing rig count should swing the market, barring damage from hurricane, into oversupply. According to Barclays Capital's analyst "storage behavior has become increasingly bearish since mid-January. While cooler weather helped the supply/demand balance over the winter, we believe the storage overhang will soon resume growth and there is a reasonable chance that gas prices fall into the \$3's over the next 2 months".

### The NYMEXNG Strip



### Gas in Storage

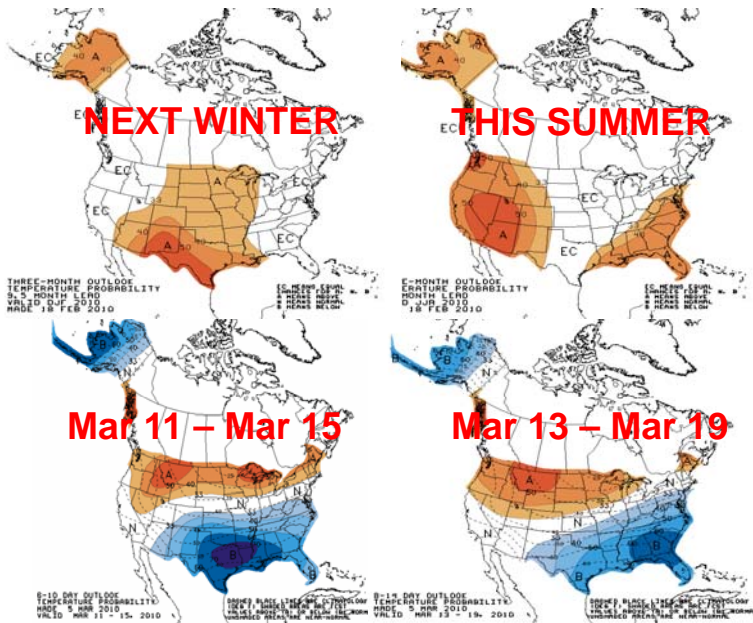


EIA Storage Report week ended 02/26/10

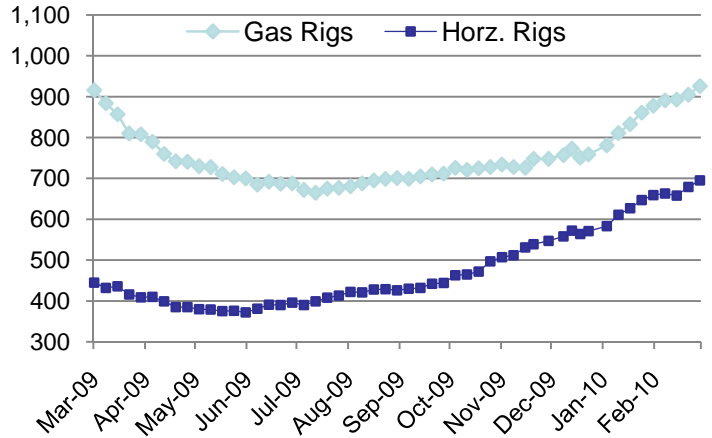
	<u>2010</u>	<u>% Full</u>	<u>2009</u>	<u>2008</u>
Working Gas in Storage	1,737	45%	1,808	1,484

The information shown in this newsletter has been obtained from sources we believe to be reliable but Team Energy, Inc. does not guarantee the accuracy of the information. This information is a resource, but is not a recommendation by Team Energy to purchase or sell natural gas or electricity.

## Weather Forecast

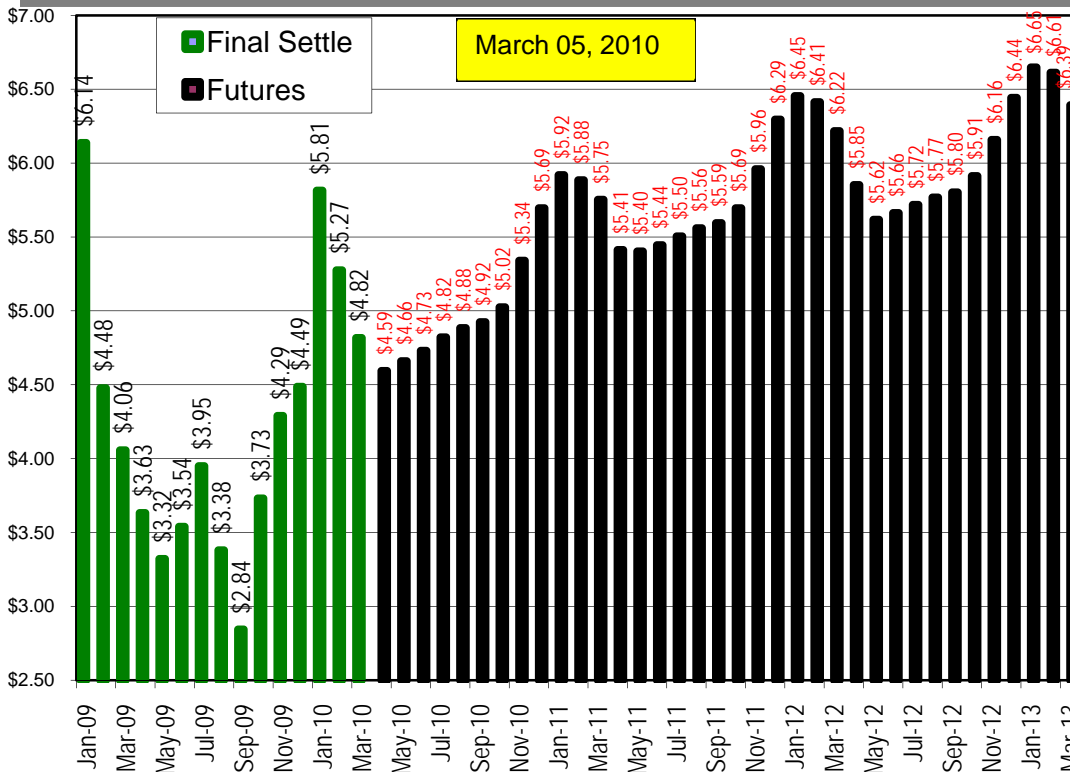


## Rig Count

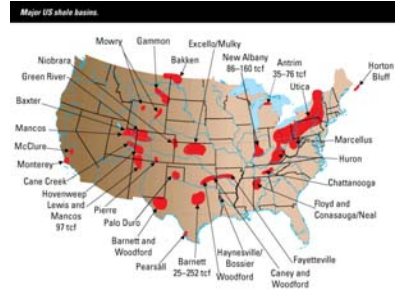


North American natural gas rig count according to Baker Hughes this week was 926 up 21 from last week. Horizontal rigs reflect the search for natural gas in shale formations. Includes horizontal oil rigs.

## NYMEX FUTURES



## FACTS



According to a 2008 study by Navigant Consulting the U.S. has 100 years worth of natural gas supply. The chart above highlights the natural gas in shale rock formations.