



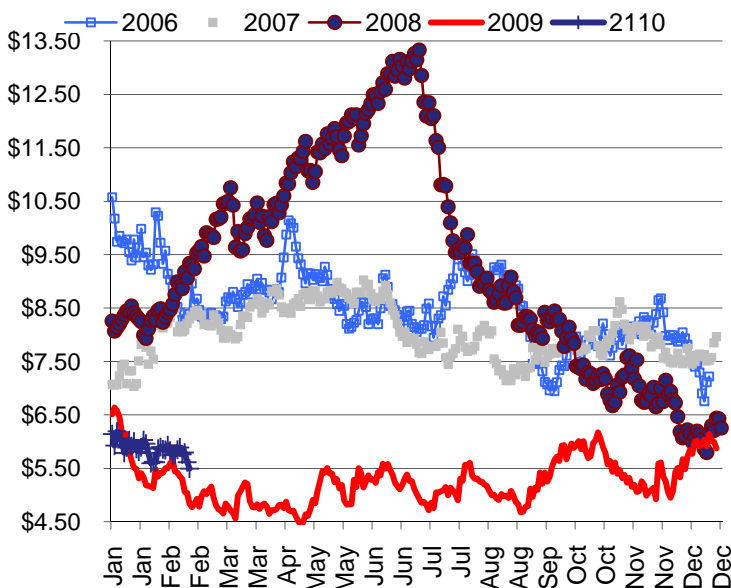
ENERGY LINE

TONY BROWN @ 317.915.0915 or tbrown@team-energy.com

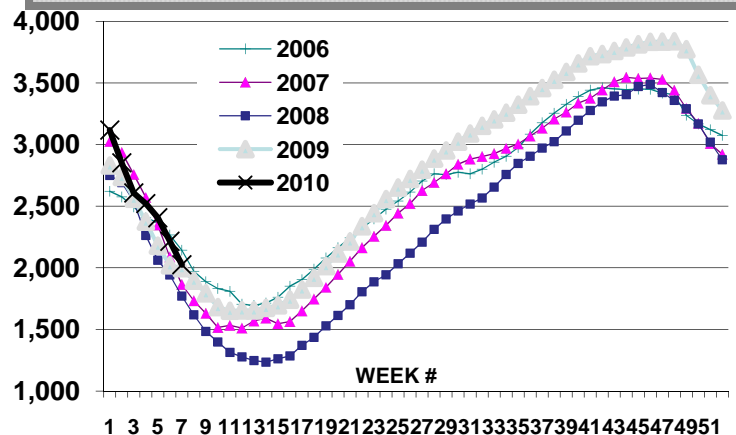
ON THE NYMEX MARKET

NG prices are falling even as winter storms hit the East Coast and storage withdrawals are higher than average. It seems things are setting up for a first quarter buying opportunity for next winter. The market may have a bounce but the reality is that winter is being written off, and the market is looking ahead to spring/summer and ongoing growth in production. Next winter prices are about \$1 higher than the spring and summer prices which may provide economic incentive to place excess production into storage starting in April. A early storage fill mean lower prices in the summer. Look for prices to move lower toward \$4.75 area soon and consolidate for a few weeks. But if prices blow right through \$4.50 support expect weekly support levels of \$4.35 to \$4.25 hold steady. Fundamentals point to lower prices – weak industrial demand, growing supply, normal weather, ample storage.

The NYMEXNG Strip



Gas in Storage

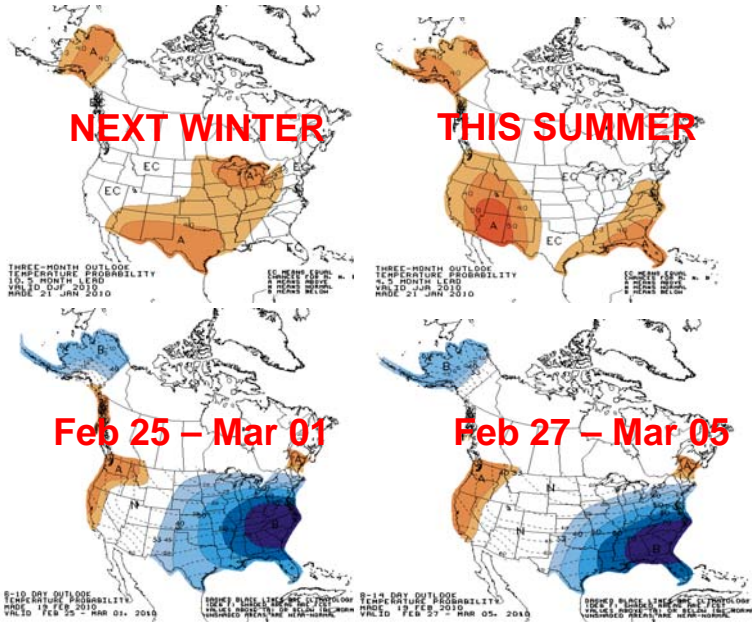


EIA Storage Report week ended 02/12/10

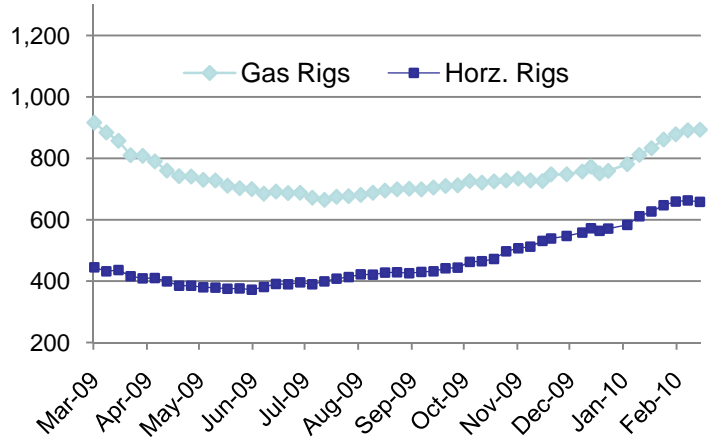
	<u>2010</u>	<u>% Full</u>	<u>2009</u>	<u>2008</u>
Working Gas in Storage	2,025	52%	1,999	1,770

The information shown in this newsletter has been obtained from sources we believe to be reliable but Team Energy, Inc. does not guarantee the accuracy of the information. This information is a resource, but is not a recommendation by Team Energy to purchase or sell natural gas or electricity.

Weather Forecast

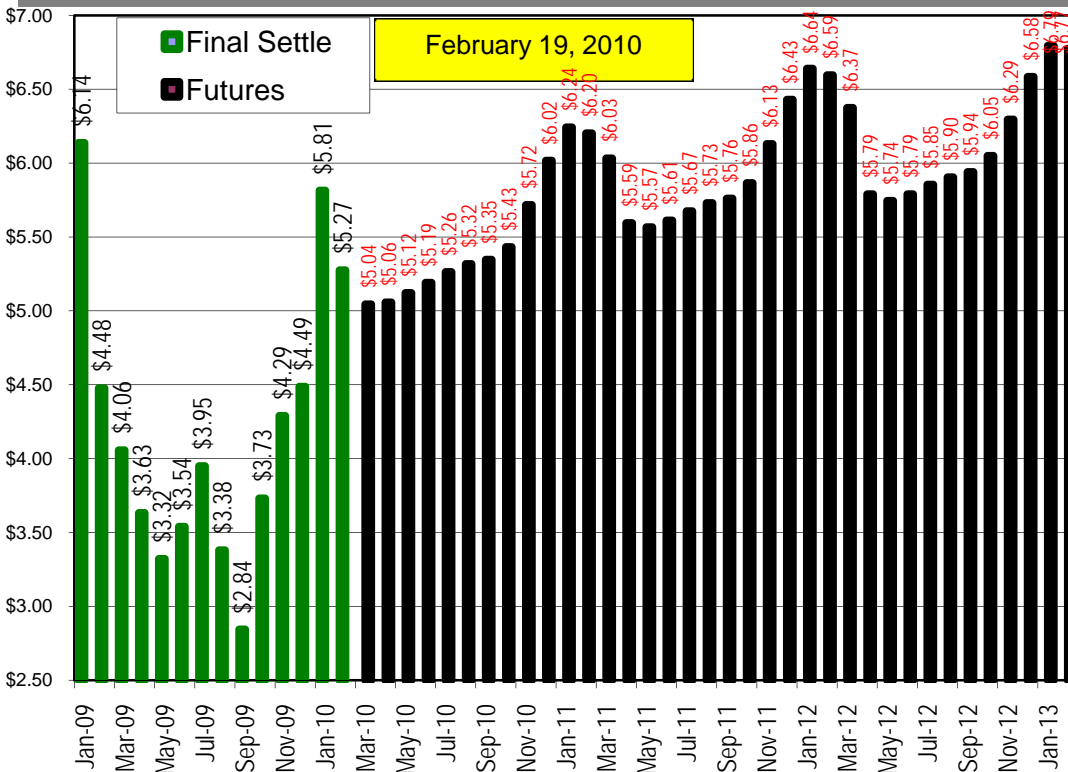


Rig Count



North American natural gas rig count according to Baker Hughes this week was 893 up 2 from last week. Horizontal rigs reflect the search for natural gas in shale formations. Includes horizontal oil rigs.

NYMEX FUTURES



FACTS



According to a 2008 study by Navigant Consulting the U.S. has 100 years worth of natural gas supply. The chart above highlights the natural gas in shale rock formations.