



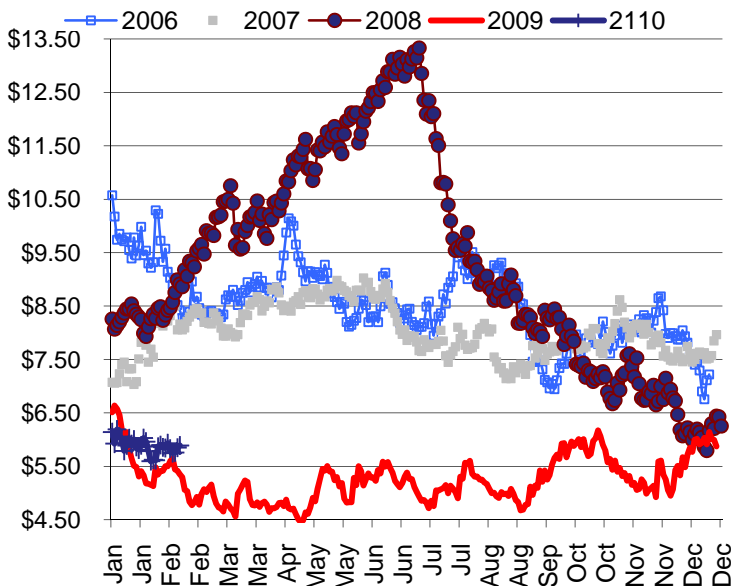
ENERGY LINE

TONY BROWN @ 317.915.0915 or tbrown@team-energy.com

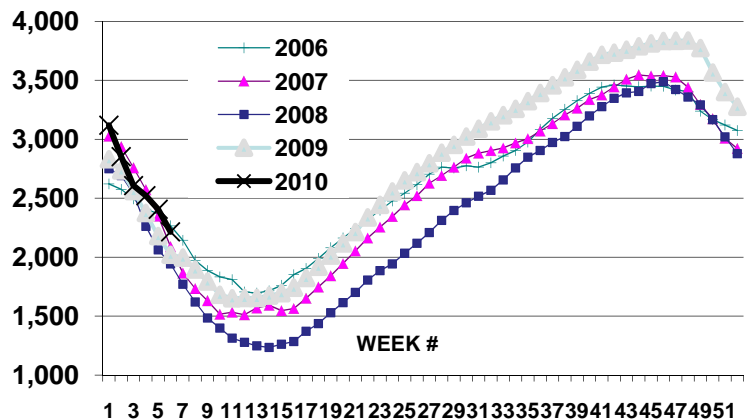
ON THE NYMEX MARKET

NG prices closed at \$5.47, slightly lower this week, in about the middle of this year's trading range. Cold weather and large storage withdraws should at least have pushed prices up to the top of the trading range. The cap on NG prices is primarily due to ample supply. American Gas Association and the Potential Gas Committee recently reported the U.S. has 100 years of NG supply at current production levels. The U.S. is the largest NG producer in the world, recently surpassing the Russian Federation. The lowest prices in the first quarter generally occur 7 to 11 weeks following the 4th quarter high. If history repeats itself the first quarter low would fall between February 25 and March 25. The current and forecasted cold weather could delay the history. We still see a number of NG price forecasts that call for prices to fall in the \$4 range.

The NYMEXNG Strip



Gas in Storage

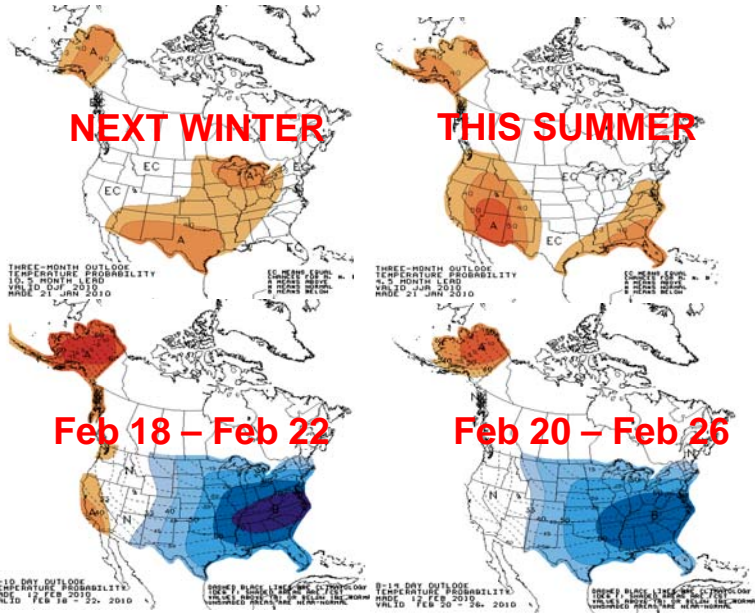


EIA Storage Report week ended 02/05/10

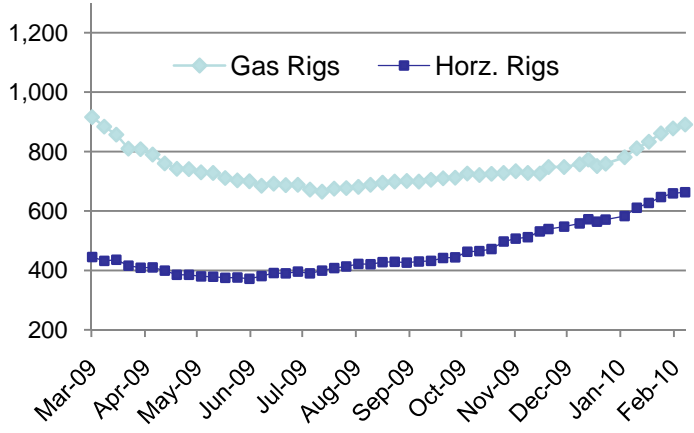
	<u>2010</u>	<u>% Full</u>	<u>2009</u>	<u>2008</u>
Working Gas in Storage	2,215	57%	2,043	1,942

The information shown in this newsletter has been obtained from sources we believe to be reliable but Team Energy, Inc. does not guarantee the accuracy of the information. This information is a resource, but is not a recommendation by Team Energy to purchase or sell natural gas or electricity.

Weather Forecast

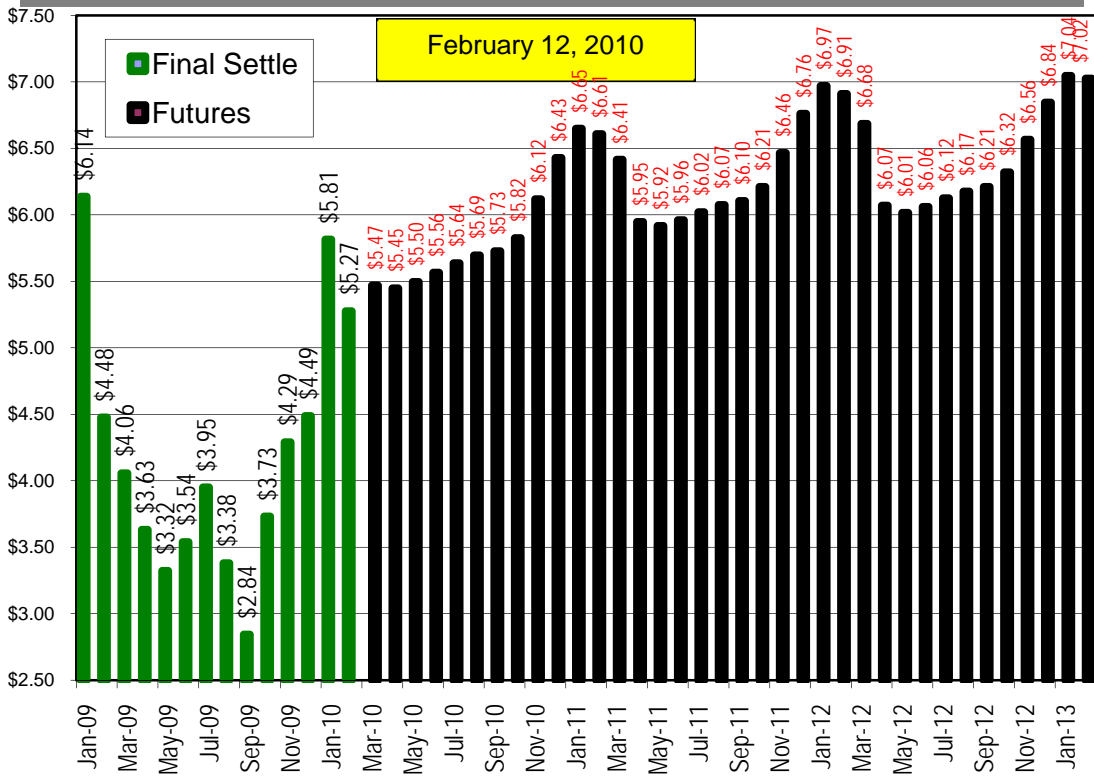


Rig Count



North American natural gas rig count according to Baker Hughes this week was 881 up 13 from last week. Horizontal rigs reflect the search for natural gas in shale formations. Includes horizontal oil rigs.

NYMEX FUTURES



FACTS



According to a 2008 study by Navigant Consulting the U.S. has 100 years worth of natural gas supply. The chart above highlights the natural gas in shale rock formations.