

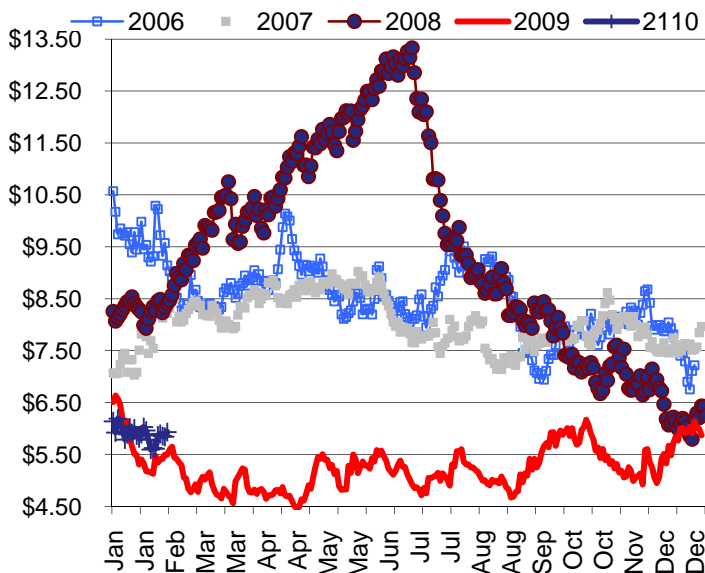
## ENERGY LINE

TONY BROWN @ 317.915.0915 or [tbrown@team-energy.com](mailto:tbrown@team-energy.com)

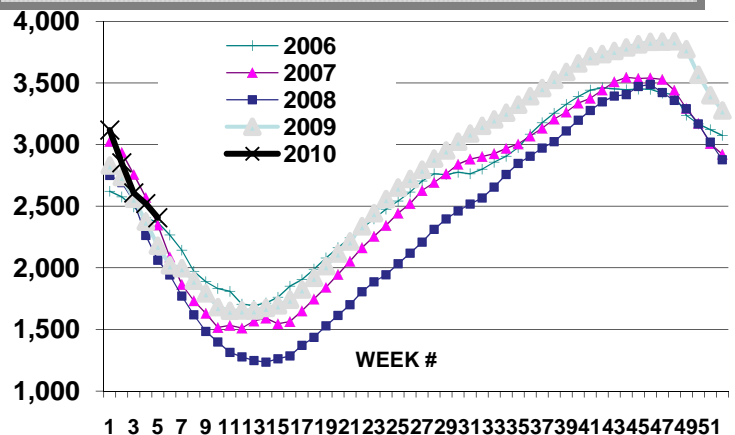
### ON THE NYMEX MARKET

NG prices gained about 40 cents this week as a result of a surprising cold weather offset somewhat by a small storage draw. Last week we thought based on the warmer forecasts prices would be lower, still from a technical standpoint prices should still fall to \$4.65 at a minimum in a couple of months. The dollar is enjoying a month long rally and crude oil is below \$72. The U.S. economy is able to put some good number up on from time-to-time however four countries are at risk of default. China demand may not be as strong as expected. When you put everything together like ample production (increasing rig counts), demand and storage levels all point to lower gas prices. We are in for a couple of weeks of colder-than-normal weather. We still see a number of NG price forecasts that call for prices to fall in the \$4 range. Do not buy during very cold weather.

### The NYMEXNG Strip



### Gas in Storage



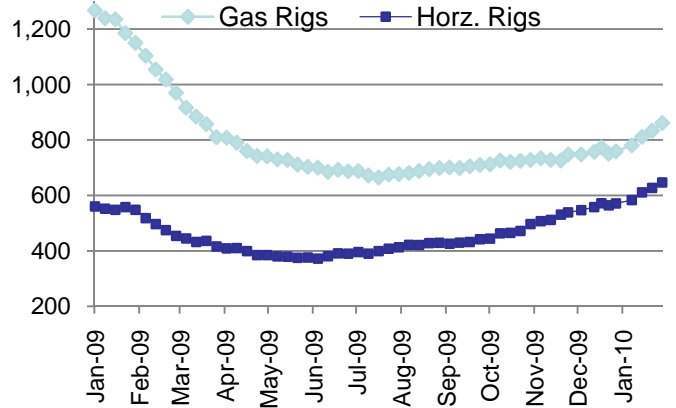
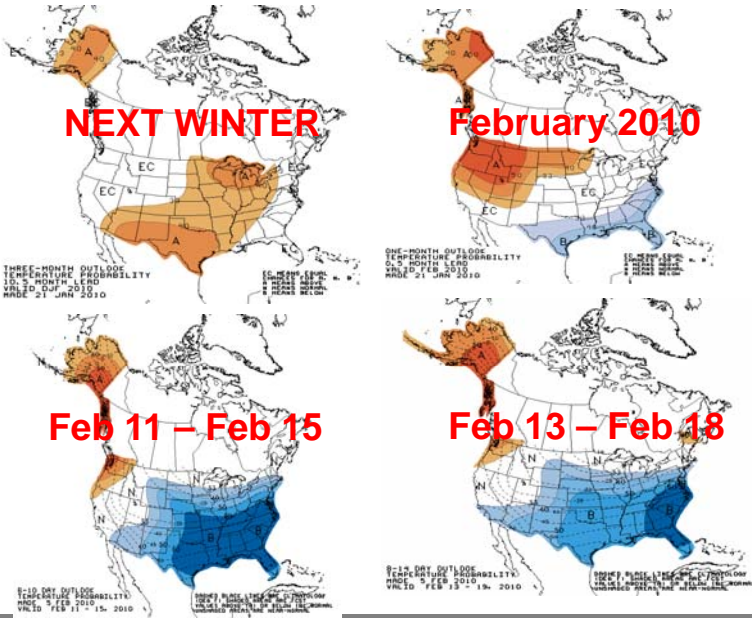
EIA Storage Report week ended 01/29/10

	2010	% Full	2009	2008
Working Gas in Storage	2,406	62%	2,207	2,062

The information shown in this newsletter has been obtained from sources we believe to be reliable but Team Energy, Inc. does not guarantee the accuracy of the information. This information is a resource, but is not a recommendation by Team Energy to purchase or sell natural gas or electricity.

## Weather Forecast

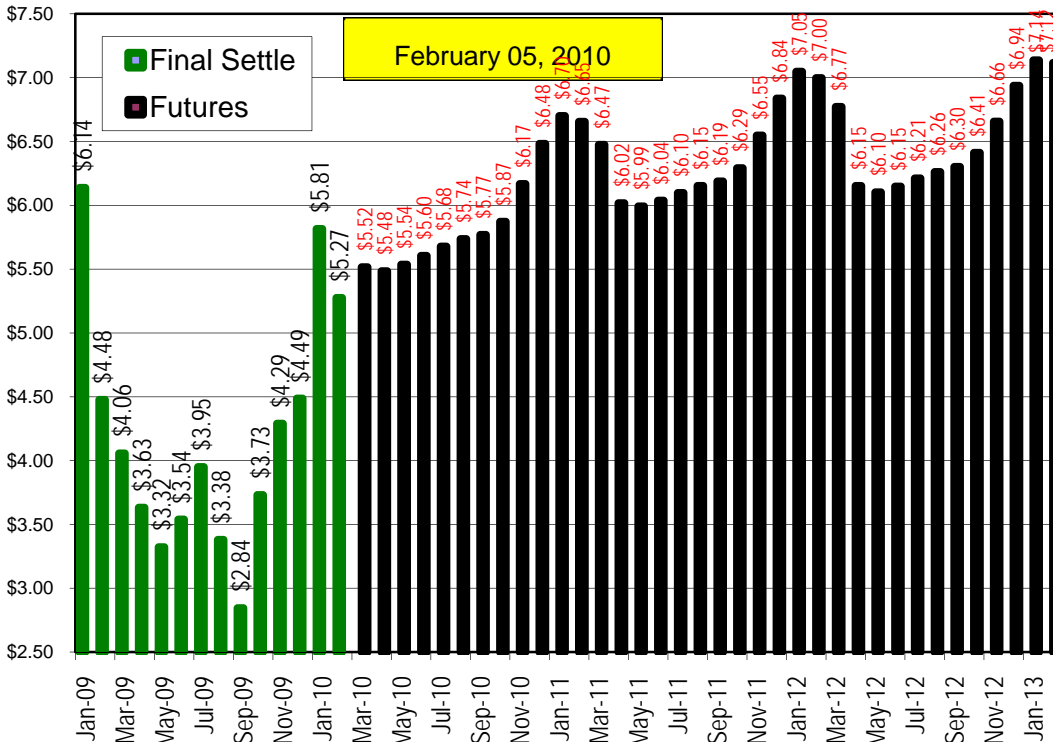
## Rig Count



North American natural gas rig count according to Baker Hughes this week was 878 up 17 from last week. Horizontal rigs reflect the search for natural gas in shale formations. Includes horizontal oil rigs.

## NYMEX FUTURES

## FACTS



According to a 2008 study by Navigant Consulting the U.S. has 100 years worth of natural gas supply. The chart above highlights the natural gas in shale rock formations.