



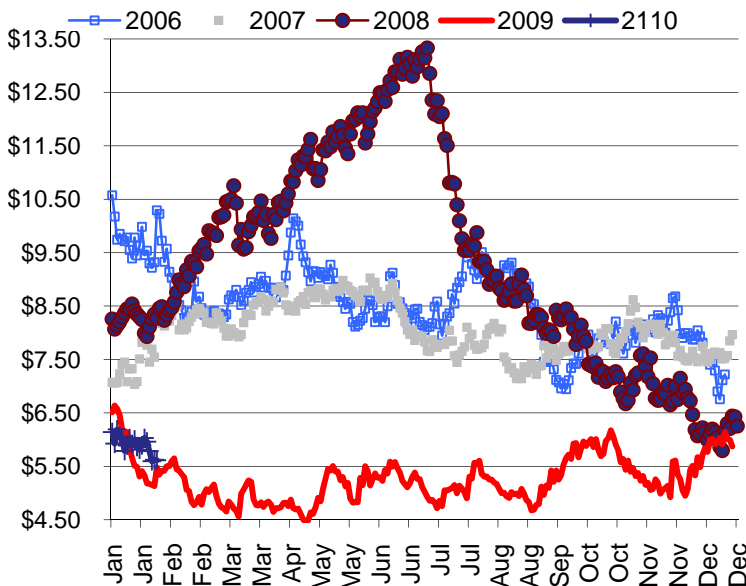
ENERGY LINE

TONY BROWN @ 317.915.0915 or tbrown@team-energy.com

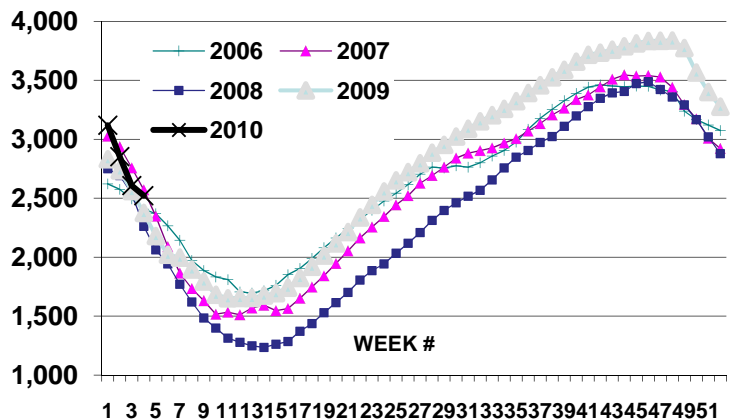
ON THE NYMEX MARKET

NG prices may be at a turning point. NG has finally broke out of the \$6.10 to \$5.40 trading range. From a technical standpoint, prices should continue downward. Prices should fall to \$4.65 at a minimum target. Technically, prices can and may fall to \$4.00 to \$3.75 overtime (next three months). The extended weather forecast shows only limited cold in the northeast during February. The rest of the country will be normal to warmer-than-normal throughout the remainder of the winter. Rig counts are up 13 percent in just 4 weeks. A reduced inventory of deferred completions and rising industry activity will lead to rising production volumes in the months ahead. The U.S. economy is giving mixed signal but the news that China was slowing credit has the worldwide recovery in question as crude oil has sunk to \$72.

The NYMEXNG Strip



Gas in Storage



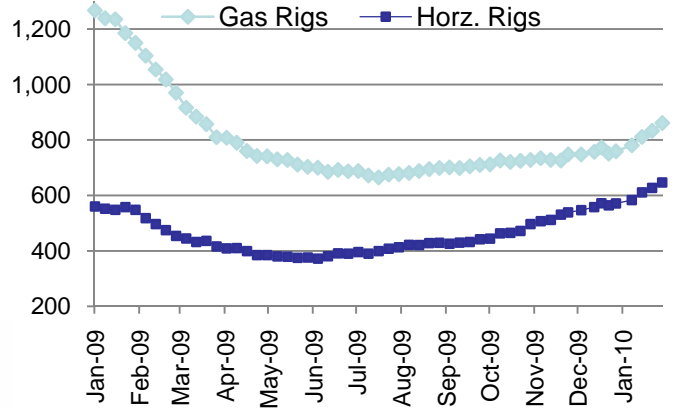
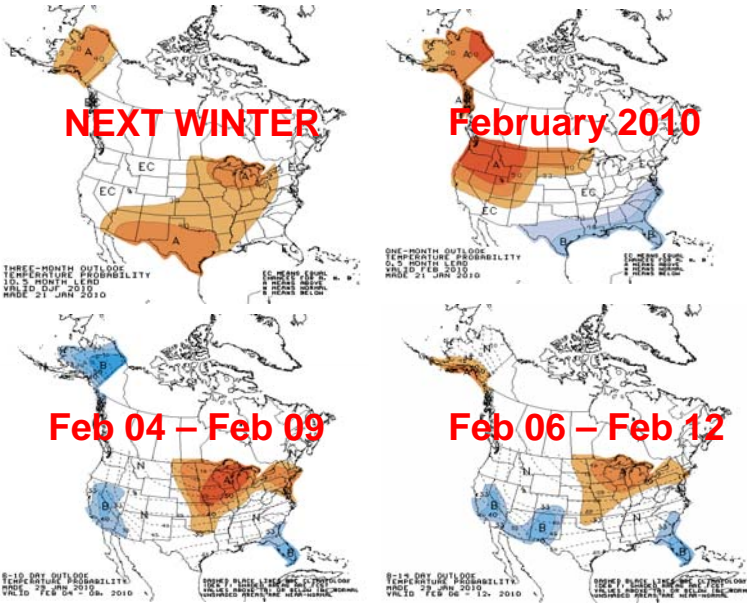
EIA Storage Report week ended 01/22/10

	<u>2010</u>	<u>% Full</u>	<u>2009</u>	<u>2008</u>
Working Gas in Storage	2,521	65%	2,401	2,262

The information shown in this newsletter has been obtained from sources we believe to be reliable but Team Energy, Inc. does not guarantee the accuracy of the information. This information is a resource, but is not a recommendation by Team Energy to purchase or sell natural gas or electricity.

Weather Forecast

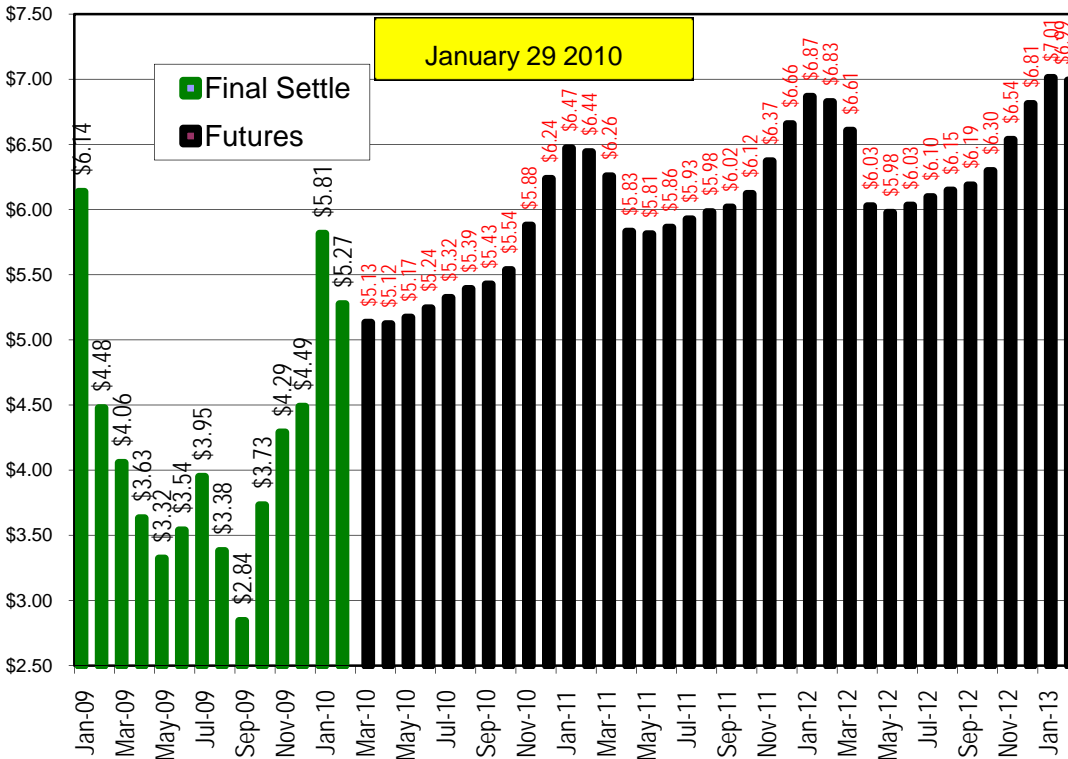
Rig Count



North American natural gas rig count according to Baker Hughes this week was 861 up 28 from last week. Horizontal rigs reflect the search for natural gas in shale formations. Includes horizontal oil rigs.

NYMEX FUTURES

FACTS



According to a 2008 study by Navigant Consulting the U.S. has 100 years worth of natural gas supply. The chart above highlights the natural gas in shale rock formations.